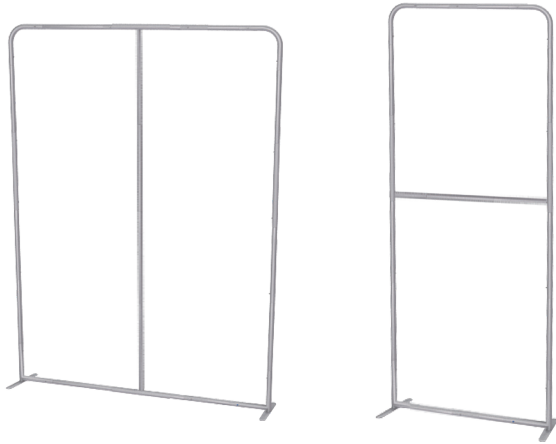


OVERLAP PANELS A & C

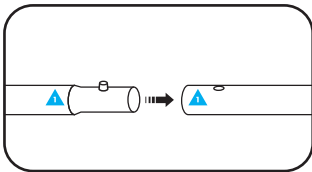


Assembled Frames
(both vertical and horizontal spreaders)

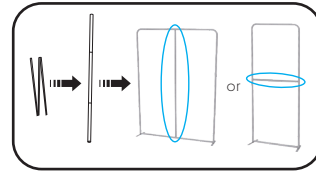


Assembled frames with graphics

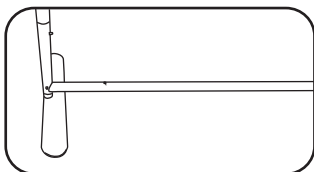
- 1 Connect poles by matching shapes and numbers.



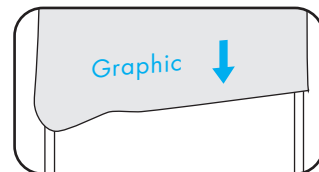
- 2 Connect and attach vertical or horizontal spreaders (if included).



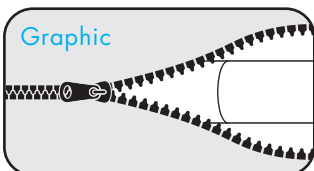
- 3 Connect stand to feet.



- 4 Slide graphic over frame.



- 5 Zip bottom closed.



NOTE: COVER IS DESIGNED TO FIT SNUG/TIGHT TO HELP PULL OUT WRINKLES