



ARCH

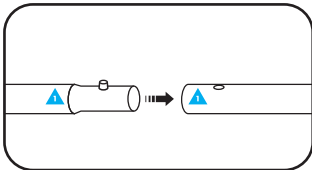


Assembled Frame

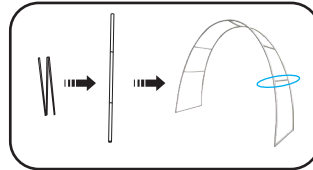


Assembled frame with graphic

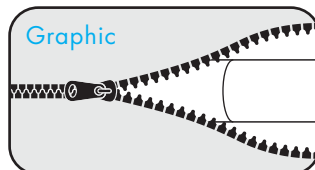
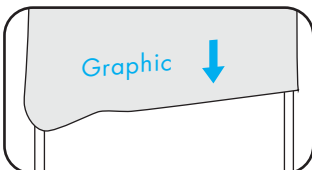
- 1 Connect poles by matching shapes and numbers.



- 2 Connect and attach horizontal spreaders (if included).



- 3 Slide graphic over frame and zip closed.



NOTE: COVER IS DESIGNED TO FIT SNUG/TIGHT TO HELP PULL OUT WRINKLES