

TUBE STAND

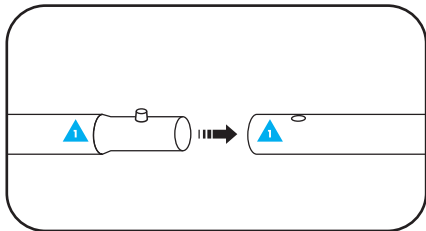


Assembled Frame

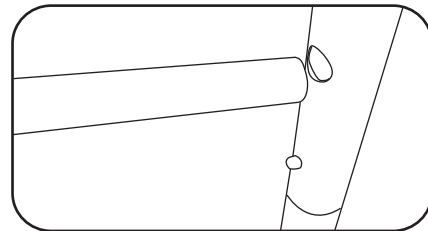


Assembled frame with graphic

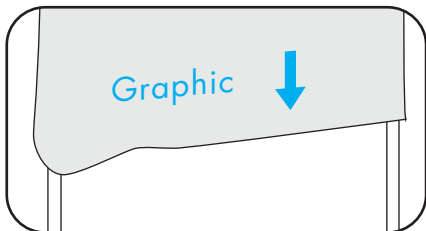
- 1 Connect poles by matching shapes and/or numbers.



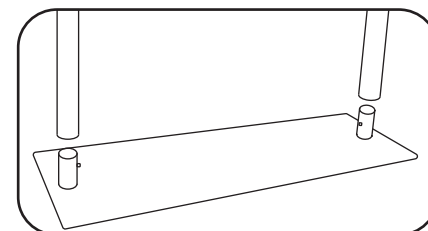
- 2 Connect and attach center horizontal spreader (if included).



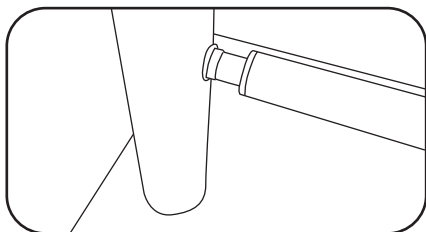
- 3 Slide graphic over frame.



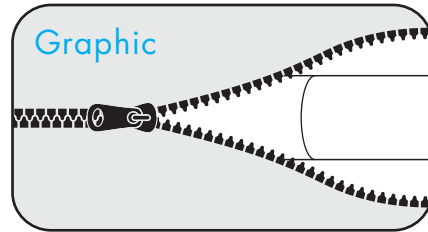
- 4 Connect stand to foot.



- 5 Insert bottom horizontal spreader. Start with adjustable end.



- 6 Slide graphic over frame and zip bottom closed.



NOTE: COVER IS DESIGNED TO FIT SNUG/TIGHT TO HELP PULL OUT WRINKLES